

What does the title say?

What does the word mean?


Are there pictures on the cover? What kind of pictures?

What do you think this book will be about?

What questions do you have?


Before
you
read

A a




apple

B b




bee

C c




cat

D d




dog

E e




egg

F f




flower

G g



goose

H h



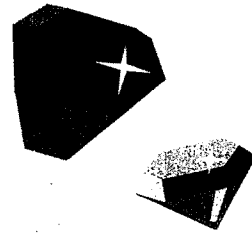
hat

I i



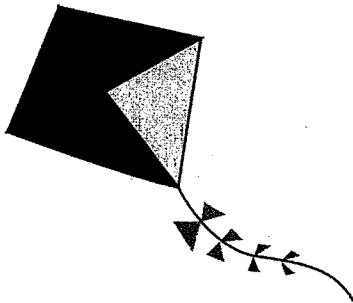
ice cream

J j




jewel

K k




kite

L l



lion

Mm




mouse

Nn




nut

Oo



orange

Pp




pea

Q q




queen

R r



rabbit

S s



snake

T t




tree

U u




umbrella

V v




violin

W w




whale

X x



xylophone

Y y



yacht

Z z



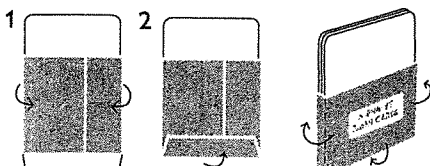
zebra

www.mrprintables.com

For classroom and personal use only. NOT FOR SALE.
www.mrprintables.com ©mrprintables 2010 All rights reserved.

ALPHABET

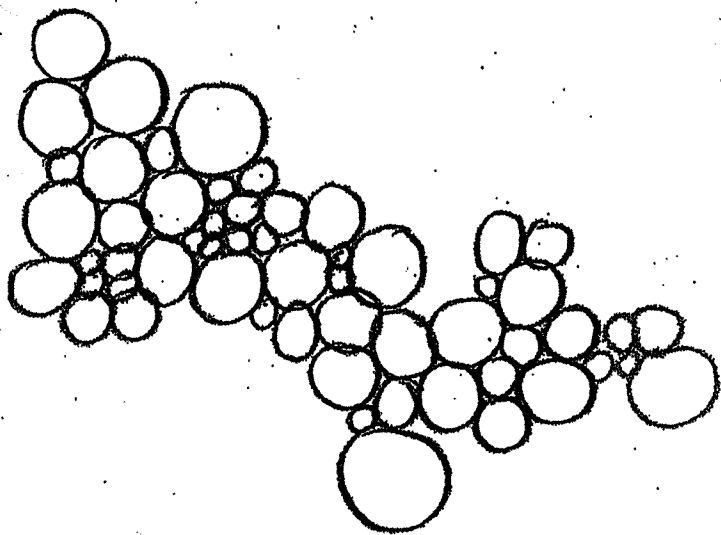
www.mrprintables.com



TO MAKE THE CARD WALLET

Cut around the outline shape and score the dashed lines. Fold the three flaps backwards. Put the printed side face down and put all your cards together in the middle, wrap around the cards with the side flaps first and glue or tape them together at the back. Don't make it too tight so you can easily take the cards out and put them back in again. Wrap around the bottom flap and glue it to the back. Done!

CONTINUE THESE CIRCLES TO FILL THE PAGE



green = _____

blue = _____

Red = _____

Yellow = _____

orange = _____

black = _____

green ○ Blue

Red ○ yellow

orange ○ black

green ○ yellow

red ○ blue

use <, >, =

blue + red =

green + yellow =


black + orange =

red + yellow =

black + blue =

red + green =

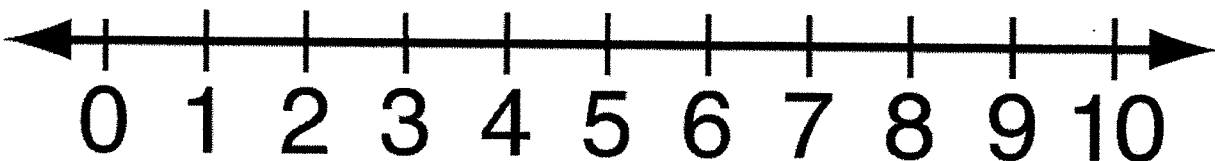
Tad's Bug Jar



Tad put 5 ladybugs in his bug Jar. Tad's sister put 3 more ladybugs in Tad's jar. How many bugs does Tad have in all?

My Picture:

My Number Line:



My Equation:

_____ + _____ = _____

My Answer:

_____ bugs

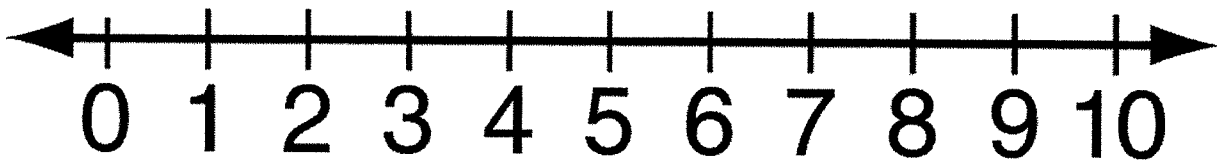
Frog Splash



One sunny day 4 frogs jumped in the pond. Later that day 2 more frogs jumped into the pond. How many frogs are in the pond all together?

My Picture:

My Number Line:



My Equation:

_____ + _____ = _____


My Answer:

_____ frogs

Name _____ Date _____

Lily Pad Addition

Directions: Use the frog picture cards to solve the addition problems.




1. $4 + 3 =$ _____ 2. $6 + 3 =$ _____

3. $4 + 1 =$ _____ 4. $6 + 4 =$ _____

5. $2 + 3 =$ _____ 6. $2 + 0 =$ _____

7. $6 + 1 =$ _____ 8. $7 + 2 =$ _____

9. $5 + 5 =$ _____ 10. $9 + 1 =$ _____



True or False?

| True | False |
|---------|---------|
| $3+2=5$ | $4+4=9$ |
| $4-1=3$ | $7-5=3$ |

Materials: equation cards, True or False Board

1. Work with a partner. Take turns to turn over a card and decide whether the number sentence is true or false.
2. Place the card on the correct side of the board. Use a math talk sentence to explain your thinking.

I think this number sentence
is false because

I think this number sentence
is true because

3. Keep going until you have placed all the cards.

| True | False |
|------|-------|
| | |

| | | | |
|-------------|-------------|-------------|-------------|
| $3 + 5 = 8$ | $1 + 8 = 9$ | $4 + 2 = 6$ | $2 + 3 = 5$ |
| $2 + 1 = 3$ | $2 + 2 = 4$ | $5 + 2 = 8$ | $1 + 0 = 2$ |
| $0 + 2 = 0$ | $2 + 5 = 8$ | $6 + 3 = 9$ | $4 + 4 = 7$ |
| $9 - 2 = 7$ | $8 - 2 = 6$ | $6 - 1 = 5$ | $7 - 3 = 4$ |
| $6 - 3 = 3$ | $5 - 3 = 2$ | $8 - 3 = 6$ | $9 - 5 = 3$ |
| $2 - 1 = 0$ | $7 - 3 = 5$ | $8 - 6 = 3$ | $4 - 2 = 3$ |

